

Bee County, Texas

SCHEDULE OF INVESTMENT ACTIVITY

For The Quarter Ending June 30, 2021

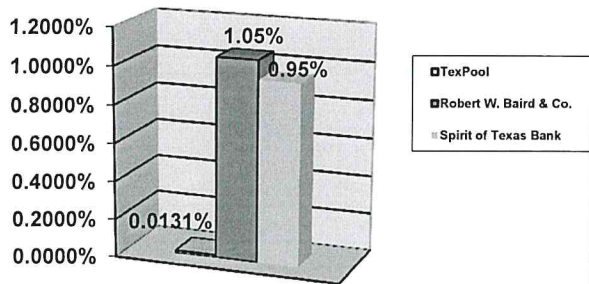
Prepared By:
County Auditor's Office

A handwritten signature in blue ink, appearing to be 'VAC', is written over the text 'County Auditor's Office'.

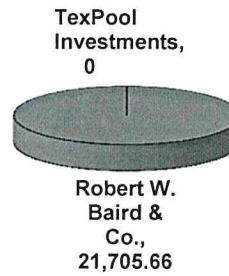
**Bee County, Texas
Schedule of Investment Activity Combined
For the Quarter Ended June 30, 2021**

Investments	Balance 3/31/2021	Deposits	Withdrawals	Interest	Balance 6/30/2021
TexPool Investments	12,738.43	0.00	0.00	0.00	12,738.43
Robert W. Baird & Co.	6,624,908.47	0.00	3,312.45	21,705.66	6,643,301.68
TOTALS	6,637,646.90	0.00	3,312.45	21,705.66	6,656,040.11

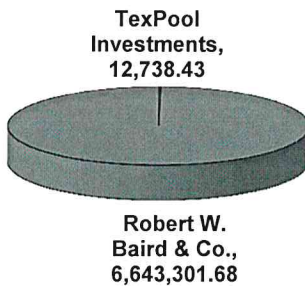
**Interest Rates For the Quarter Ended
June 30, 2021**



**Earned on Investments For the
Quarter Ended June 30, 2021**



**Total of Bee County Investments as of
June 30, 2021**



April A. Cantu

 April A. Cantu, Bee County Auditor

Bee County, Texas
Schedule of Investment Activity Combined
For the Quarter Ended June 30, 2021

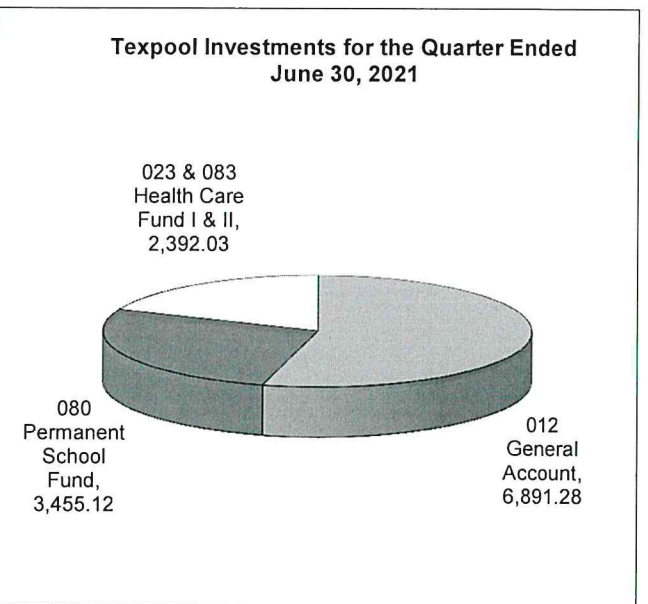
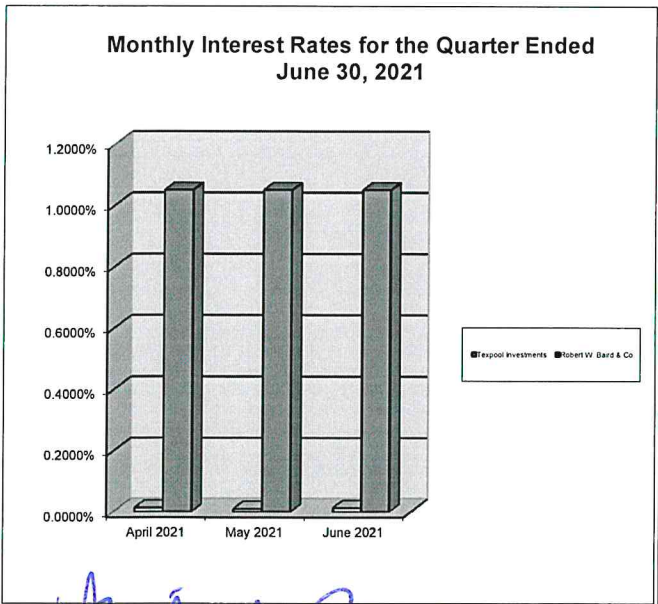
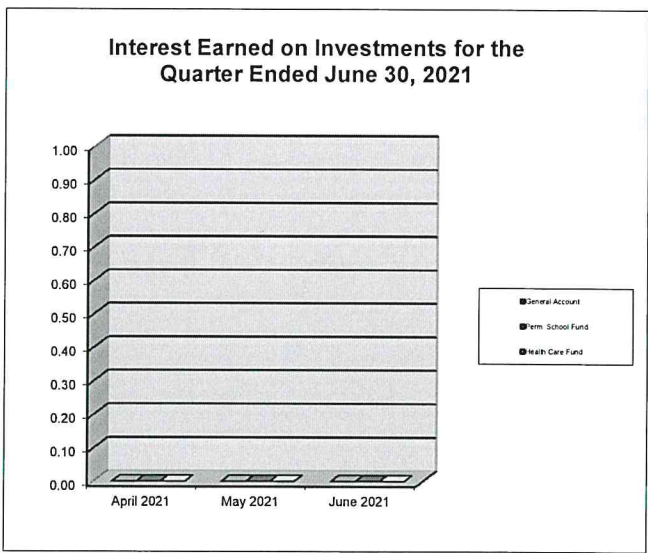
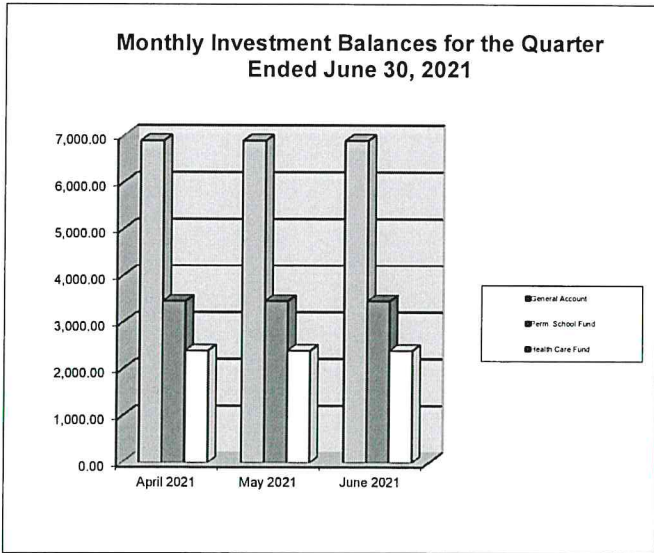
MONTHLY BALANCES	June 30, 2021
TexPool Investments	12,738.43
Robert W. Baird & Co.	6,643,301.68
Total Monthly Balance	6,656,040.11

INTEREST EARNED	June 30, 2021
TexPool Investments	0.00
Robert W. Baird & Co.	21,705.66
Robert W. Baird & Co. Prof. Services	-3,312.45
Robert W. Baird & Co. Cost Rpt. & Other Exp.	0.00
Total Monthly Balance	18,393.21

INTEREST RATES	June 30, 2021
TexPool Investments	0.0131%
Robert W. Baird & Co.	1.05%
Spirit of Texas Bank	0.95%

Bee County, Texas
Schedule of Investment Activity Texpool
For the Quarter Ended June 30, 2021

Texpool Investments	Balance 3/31/2021	Deposits	Withdrawals	Interest	Balance 6/30/2021
1. 012 General Account	6,891.28	0.00	0.00	0.00	6,891.28
2. 080 Perm. School Fund	3,455.12	0.00	0.00	0.00	3,455.12
3. 023 & 083 Health Care I & II	2,392.03	0.00	0.00	0.00	2,392.03
TOTALS	12,738.43	0.00	0.00	0.00	12,738.43



April A. Cantu

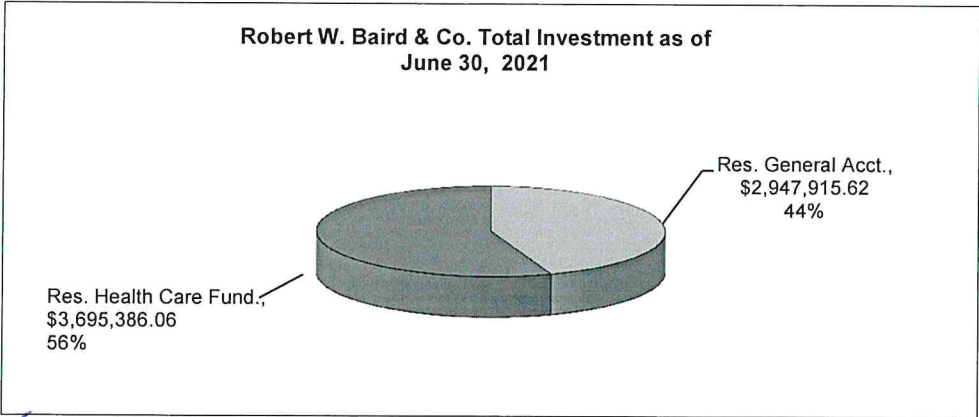

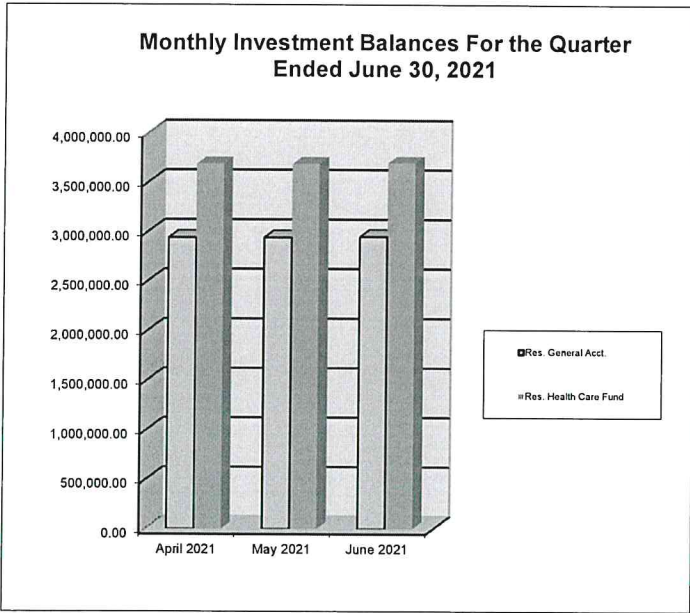
April A. Cantu, Bee County Auditor

Bee County, Texas
Schedule of Investment Activity Texpool
For the Quarter Ended June 30, 2021

MONTHLY BALANCES	April 2021	May 2021	June 2021
012 General Account	6,891.28	6,891.28	6,891.28
080 Permanent School Fund	3,455.12	3,455.12	3,455.12
023 & 083 Health Care Fund I & II	2,392.03	2,392.03	2,392.03
Total Monthly Balance	<u>12,738.43</u>	<u>12,738.43</u>	<u>12,738.43</u>
INTEREST EARNED	April 2021	May 2021	June 2021
012 General Account	0.00	0.00	0.00
080 Permanent School Fund	0.00	0.00	0.00
023 & 083 Health Care Fund I & II	0.00	0.00	0.00
Total Monthly Balance	<u>0.00</u>	<u>0.00</u>	<u>0.00</u>
INTEREST RATES	April 2021	May 2021	June 2021
TexPool Investments	0.0135%	0.0102%	0.0131%
Robert W. Baird & Co.	1.05%	1.05%	1.05%
GENERAL ACCT INVESTMENTS	April 2021	May 2021	June 2021
General Fund 012	3,564.21	3,564.21	3,564.21
Road & Bridge Fund 020	3,327.07	3,327.07	3,327.07
TOTAL GENERAL ACCOUNT INV.	<u>6,891.28</u>	<u>6,891.28</u>	<u>6,891.28</u>

Bee County, Texas
Schedule of Investment Activity Robert W. Baird & Co.
For the Quarter Ended June 30, 2021

Robert W. Baird & Co. Investments	Balance 3/31/2021	Deposits	Withdrawals	Interest	Balance 6/30/2021
012 Reserve General Account	2,939,206.52	0.00	1,469.60	10,178.70	2,947,915.62
023 Reserve Health Care Fund	3,685,701.95	0.00	1,842.85	11,526.96	3,695,386.06
TOTALS	6,624,908.47	0.00	3,312.45	21,705.66	6,643,301.68



April A. Cantu
 April A. Cantu, Bee County Auditor

Bee County, Texas
Schedule of Investment Activity Robert W. Baird & Co.
For the Quarter Ended June 30, 2021

MONTHLY BALANCES	April 2021	May 2021	June 2021
012 Reserve General Account	2,939,206.52	2,939,206.52	2,947,915.62
023 Reserve Health Care Fund	3,685,701.95	3,685,701.95	3,695,386.06
Total Monthly Balance	<u>6,624,908.47</u>	<u>6,624,908.47</u>	<u>6,643,301.68</u>
INTEREST EARNED	April 2021	May 2021	June 2021
012 Reserve General Account	0.00	0.00	10,178.70
023 & 083 Reserve Health Care Fund	0.00	0.00	11,526.96
General & HealthCare Fund Prof Services Fee	0.00	0.00	-3,312.45
Other Fees & Costs	0.00	0.00	
Total Monthly Balance	<u>0.00</u>	<u>0.00</u>	<u>18,393.21</u>
INTEREST RATES	April 2021	May 2021	June 2021
Robert W. Baird & Co.	1.05%	1.05%	1.05%
GENERAL ACCT INVESTMENTS	April 2021	May 2021	June 2021
General Fund 012	2,939,206.52	2,939,206.52	2,947,915.62
TOTAL GENERAL ACCOUNT INV.	<u>2,939,206.52</u>	<u>2,939,206.52</u>	<u>2,947,915.62</u>

Bee County Reserve Accounts - All Funds
Quarterly Management Report - Summary Statement of Investment Activity
As of June 30, 2021

	Book Value	Market Value
Value at Beginning of Reporting Period		
Date: 03/31/21	6,624,908.47	6,660,633.78
Contributions of Funds to Account		
Date:	0.00	0.00
Date:	0.00	0.00
Date:	0.00	0.00
Distributions of Funds from Account		
Date:	0.00	0.00
Date:	0.00	0.00
Date:	0.00	0.00
Value at Beginning as Adjusted	6,624,908.47	6,660,633.78
Interest and Dividends Received this Quarter	26,221.60	26,221.60
Accrued Interest Purchased	(2,088.48)	(2,088.48)
Accrued Interest at End of Period	36,797.04	36,797.04
Less: Accrued Interest at Beginning of Period	(25,172.51)	(25,172.51)
Bond Premiums Amortized/Discounts Acreated	(14,051.99)	(14,051.99)
Recognized Gain on Sale(s) or Early Call(s)	0.00	0.00
Recognized Loss on Sale(s)	0.00	0.00
Other Fees or Costs	0.00	0.00
Advisory Fees Paid	(3,312.45)	(3,312.45)
Reverse Unrecognized (Gain) or Loss (Period Beginning)	N/A	(35,725.35)
Unrecognized Gain or (Loss) (Period Ending)	N/A	22,005.71
Value at End of Reporting Period	6,643,301.67	6,665,307.34
Date: 06/30/21		
Change in Value (Period Ending Less Period Beginning)	18,393.20	4,673.56
Days Elapsed during Reporting Period	91	91
Average Daily Change In Value	202.12	51.36
Daily change Multiplied by 365 Days	73,774.94	18,745.59
Weighted Average Daily Balance	6,624,908.47	6,660,633.78
Quarter Ended Annualized Total Return	1.11%	0.28%

Certification: The following persons state affirmatively the following:

- 1) They have jointly prepared and reviewed this Quarterly Management Report; and
- 2) The investment portfolio and this report complies with State of Texas Government Code Title 10, Section 2256, et. seq. and Bee County Investment Policy.



 April Cantu, Bee County Investment Officer



 Joe Carter, Investment Advisor

**Bee County General Reserve Fund
Quarterly Management Report - Summary Statement of Investment Activity
As of June 30, 2021**

	<u>Book Value</u>	<u>Market Value</u>
Value at Beginning of Reporting Period		
Date: 03/31/21	\$2,939,206.52	\$2,954,862.69
Contributions of Funds to Account		
Date:	0.00	0.00
Date:	0.00	0.00
Date:	0.00	0.00
Distributions of Funds from Account		
Date:	0.00	0.00
Date:	0.00	0.00
Date:	0.00	0.00
	<u>0.00</u>	<u>0.00</u>
Value at Beginning as Adjusted	2,939,206.52	2,954,862.69
Interest and Dividends Received this Quarter	12,093.11	12,093.11
Accrued Interest Purchased	(1,141.63)	(1,141.63)
Accrued Interest at End of Period	15,245.96	15,245.96
Less: Accrued Interest at Beginning of Period	(10,276.47)	(10,276.47)
Bond Premiums Amortized/Discounts Acreated	(5,742.27)	(5,742.27)
Recognized Gain on Sale(s) or Early Call(s)	0.00	0.00
Recognized Loss on Sale(s)	0.00	0.00
Other Fees or Costs	0.00	0.00
Advisory Fees Paid	(1,469.60)	(1,469.60)
Reverse Unrecognized (Gain) or Loss (Period Beginning)	N/A	(15,656.20)
Unrecognized Gain or (Loss) (Period Ending)	N/A	<u>11,800.01</u>
Value at End of Reporting Period		
Date: 06/30/21	2,947,915.62	2,959,715.59
Change in Value (Period Ending Less Period Beginning)	8,709.10	4,852.90
Days Elapsed during Reporting Period	91	91
Average Daily Change In Value	95.70	53.33
Daily change Multiplied by 365 Days	34,932.09	19,464.94
Weighted Average Daily Balance	2,939,206.52	2,954,862.69
Quarter Ended Annualized Total Return	1.19%	0.66%

Certification:

The following persons state affirmatively the following:

- 1) They have jointly prepared and reviewed this Quarterly Management Report; and
- 2) The investment portfolio and this report complies with State of Texas Government Code Title 10, Section 2256, et. seq. and Bee County Investment Policy.

10/13/20 10:40 AM


April Cantu, Bee County Investment Officer


Joe Carter, Investment Advisor

Bee County Health Care Reserve Fund
Quarterly Management Report - Summary Statement of Investment Activity
As of June 30, 2021

	Book Value	Market Value
Value at Beginning of Reporting Period		
Date: 03/31/21	\$3,685,701.95	\$3,705,771.09
Contributions of Funds to Account		
Date:	0.00	0.00
Date:	0.00	0.00
Date:	0.00	0.00
Distributions of Funds from Account		
Date:	0.00	0.00
Date:	0.00	0.00
Date:	0.00	0.00
Value at Beginning as Adjusted	3,685,701.95	3,705,771.09
Interest and Dividends Received this Quarter	14,128.49	14,128.49
Accrued Interest Purchased	(946.85)	(946.85)
Accrued Interest at End of Period	21,551.08	21,551.08
Less: Accrued Interest at Beginning of Period	(14,896.04)	(14,896.04)
Bond Premiums Amortized/Discounts Acreated	(8,309.72)	(8,309.72)
Recognized Gain on Sale(s) or Early Call(s)	0.00	0.00
Recognized Loss on Sale(s)	0.00	0.00
Other Fees or Costs	0.00	0.00
Advisory Fees Paid	(1,842.85)	(1,842.85)
Reverse Unrecognized (Gain) or Loss (Period Beginning)	N/A	(20,069.15)
Unrecognized Gain or (Loss) (Period Ending)	N/A	10,205.70
Value at End of Reporting Period	3,695,386.06	3,705,591.75
Date: 06/30/21		
Change in Value (Period Ending Less Period Beginning)	9,684.11	(179.34)
Days Elapsed during Reporting Period	91	91
Average Daily Change In Value	106.42	(1.97)
Daily change Multiplied by 365 Days	38,842.85	(719.34)
Weighted Average Daily Balance	3,685,701.95	3,705,771.09
Quarter Ended Annualized Total Return	1.05%	-0.02%

Certification:

The following persons state affirmatively the following:

- 1) They have jointly prepared and reviewed this Quarterly Management Report; and
- 2) The investment portfolio and this report complies with State of Texas Government

Code Title 10, Section 2256, et. seq. and Bee County Investment Policy.



 April Cantu, Bee County Investment Officer



 Joe Carter, Investment Advisor